


**New**



# KIRAY 200

## Infrared thermometer

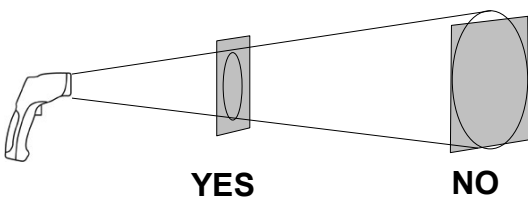


Supplied with thermocouple K probe



### Distance from the target

<b>Distance</b>	150	300	900	mm
<b>Diameter</b>	5	10	30	mm



Make sure that the target is larger than the size of the laser sighting.

Infrared thermometer **KIRAY 200** is an infrared thermometer used to diagnose, inspect and check any temperature. Thanks to its elaborated optical system, it allows an easy and accurate measurement of little distant targets. **KIRAY 200** instrument has an internal memory which can save up to 20 measurements.

### Technical features

#### • Instrument features

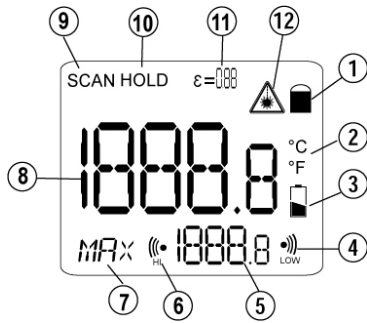
<b>Spectral response</b> .....	8 -14 $\mu$ m
<b>Optical</b> .....	D.S : 30:1 (50 mm at 1500 mm)
<b>Response time</b> .....	Less than 1 second
<b>Temperature range</b> .....	From -50 to +850°C
<b>Accuracy*</b> .....	From -50 to -20°C : $\pm$ 5°C From -20 to +200°C : $\pm$ 1.5% of reading $\pm$ 2°C From +200 to +538 °C : $\pm$ 2% of reading $\pm$ 2°C From +538 to +850°C : $\pm$ 3.5% of reading $\pm$ 5°C
<b>Display resolution</b> .....	0.1 C°
<b>Emissivity</b> .....	Adjustable from 0.10 to 1.00 (pre-set at 0.95)
<b>Over range indication</b> .....	Display indication : « -0L » for a negative over range, « 0L » for a positive over range.
<b>Laser sighting</b> .....	Wavelength : 630-670 nm Output < 1mW, Class 2 (II)
<b>Positive or negative temperature indication</b> .....	Automatic (no indication for a positive temperature) (-) sign for a negative temperature
<b>Display</b> .....	4 ½ digits with LCD backlighted display
<b>Auto-extinction</b> .....	Automatic after 7 seconds of inactivity
<b>High/low alarm</b> .....	Flashing signal on display and beep signal with adjustable thresholds
<b>Power supply</b> .....	Alkaline 9V battery
<b>Autonomy</b> .....	38 h (inactive laser and backlight) 15 h (active laser and backlight)
<b>Use temperature</b> .....	From 0 to +10°C for a short period From 11 to +50 °C for a long period
<b>Storage temperature</b> .....	From -20°C to +60°C
<b>Relative humidity</b> .....	From 10% to 90%RH in operating mode and >80%RH in storage
<b>Dimensions</b> .....	175 x 110 x 45 mm
<b>Weight</b> .....	230 g (included battery)
<b>Memory</b> .....	20 temperature values with unit of measurement (°C or °F)

\*Accuracy for an ambient temperature from 18 to 28°C (with a relative humidity lower than 80% RH)

#### • Thermocouple K probe features

<b>Temperature range</b> .....	From -40 to +400°C
<b>Display range</b> .....	From -50 to +1370°C
<b>Resolution</b> .....	0.1°C
<b>Accuracy</b> .....	$\pm$ 1.5% of reading $\pm$ 3°C
<b>Cable length</b> .....	1 m

## Display



- 1 – Continuous measurement indicator
- 2 – Technical unit (°C / °F)
- 3 – Low battery indicator
- 4 – Low alarm symbol
- 5 – MAX, MIN, DIF (difference between MAX and MIN values), AVG (average), HAL (high alarm), LAL (low alarm), TK (TK temperature) and LOG (recorded value)
- 6 – High alarm symbol
- 7 – EMS, MAX, MIN, DIF, AVG, HAL, LAL, TK and LOG indicator
- 8 – Temperature value
- 9 – Current measurement indicator
- 10 – HOLD indicator (fixed measurement)
- 11 – Emissivity value
- 12 – Laser in operation indicator

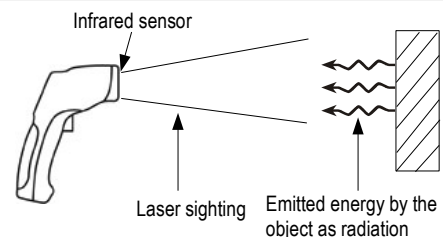
## KIRAY 200 buttons




- 1 – Up button. It allows to increment emissivity and high/low alarm thresholds and to move to the next recorded value.
- 2 – Set button. It allows to activate or deactivate laser and display backlight. It allows also to record a temperature.
- 3 – Mode button. It allows to navigate through the modes (emissivity, max value, min value, difference, average, high alarm, low alarm, TK value and recorded values).
- 4 – Down button. It allows to decrement emissivity and high/low alarm thresholds and to move to the previous recorded value.

## Infrared thermometer, how it work ?

Infrared thermometers can measure the surface temperature of an object. Its optic lens catches the energy emitted and reflected by the object. This energy is collected and focused onto a detector. This information is displayed as temperature. The laser pointer is only used to aim at the target.



## Description



## Supplied with

- Case with passer-by belt
- User manual
- K thermocouple probe

## CE Certification



This device meets with following standards' requirements.

- EN 50081-1 : 1992, Electromagnetic compatibility, Part 1
- EN 50082-1 : 1992, Electromagnetic compatibility, Part 2

[www.kimo.fr](http://www.kimo.fr)



**EXPORT DEPARTMENT**

Tel : + 33. 1. 60. 06. 69. 25 - Fax : + 33. 1. 60. 06. 69. 29

e-mail : [export@kimo.fr](mailto:export@kimo.fr)

Distributed by :

Supplied in Australia by Instrument Choice  
Call our scientists on 1300 737 871  
[www.instrumentchoice.com.au](http://www.instrumentchoice.com.au)