

6015

The top of the range KEW6015 can perform TEN separate test functions and provides all the test functions generally required to verify the safety of electrical installations in full compliance with IEC61557. The KEW6015 can store test results in its on-board memory for later downloading to a computer or printer. Data can be downloaded via the Infra Red Communication Port(IRDA Port). The KEW6015 is software driven and guides the user through the test functions required making the instrument very easy to use. It's numerous features include the ability to conduct 3 or 4 wire earth resistance tests, D-Lok technology to prevent tripping of most passive type RCD's when loop testing and mains voltage and frequency measurement.

Features

- Live circuit and wiring connection check LED's
- D-Lok technology on loop test range
- On-board memory to store test results
- Downloading of data via IRDA port
- Auto power off
- Back lit display
- Polarity switch
- Continuity Auto-null
- Auto ramp and auto test on RCD ranges
- Designed to IP54 Rating
- Complies with IEC61557

10 IN 1

- Continuity Tester
- Insulation Tester
- Loop Impedance Tester
- RCD Tester
- PSC Tester
- Fault Current Tester
- Earth Resistance Tester
- Phase Rotation Tester
- Mains Frequency Measurement
- Mains Voltage Measurement

Durable Holdall & Accessory pouch

- 7098 Distribution board test leads(1 set) for Loop/PSC/RCD testing
- 7099 Moulded plug test leads(1 set) for Loop and RCD testing at sockets
- 7025 Lead for insulation and continuity testing
- 7109 Earth resistance test leads(1 set)
- KSLP5 external earth probe
- 8032 auxiliary earth spikes
- 8210 IrDA Adaptor
- Durable Holdall
- Accessory pouch
- Battery 8 x 1.5V R6 or LR6
- Instruction Manual

6050 Discontinued Product

Loop Impedance Testing	
Rated Voltage 230V + 10% 15% (20/200/2000)	400V + 10% 15% (200/2000)
Voltage Measuring Range 100-260V	
100-440V (200/2000 200A)	
Impedance Range 20/200/2000	
Nominal Test Current 15mA (200/2000) 3A (20)	
Base Accuracy	
20 range ± (3%rdg+8dgt) 200 range ± (3%rdg+8dgt)	2000 range ± (3%rdg+8dgt)
PSC Testing	
Rated Voltage 230V + 10% 15% (20/200/2000 A)	400V + 10% 15% (200 A)
PSC Ranges 200/2000A/20kA	
Accuracy	
PSC accuracy derived from measured loop impedance specification and measured voltage specification	
RCD Testing	
Rated Voltage 230V + 10% 15%	
Accuracy	
Trip Current Settings	
RCD x 1/2 : 10,30,100,300,500,1000mA	RCD x 1 : 10,30,100,300,500,1000mA
RCD x 5 : 10,30,100mA	
RCD x DC : 10,30,100,300,500mA	
RCD x Ramp : 10,30,100,300,500mA	
Trip Current Duration	
RCD x 1/2, x 1, x DC: 1000ms	RCD x 5 DC (500 and x 1 1000mA): 200ms
Contact Voltage Reading	
1.0-100.0V	
General Specifications	
Safety Standard IEC 61010-1 CAT. 300V	
Pollution degree 2	
Withstand Voltage 3700V AC for one minute	
Power Source 8 x 1.5V R6P	
Dimensions 186(L) x 167(W) x 89(D)mm	
Weight 980g approx including batteries	

6010A Discontinued Product

Continuity Testing		
Measuring Ranges		
20/200 Autoranging		
Open Circuit Voltage > 4V		
Short Circuit Current > 200mA DC		
Accuracy ± (3%rdg+3dgt)		
Insulation Testing		
Measuring Ranges		
20/200M Autoranging		
Test Voltage 500V DC		
Output Voltage on Open Circuit 570V DC ± 6%		
Rated Current > 1mA		
Accuracy ± (3%rdg+3dgt)		
Loop Impedance Testing		
Rated Voltage 230V AC ± 10% @ 50Hz		
Voltage Measuring Range 100-250V @ 50Hz		
Impedance Ranges 20/2000		
Nominal Test Current		
24A (20 range) 15mA (2000 range)		
Accuracy		
20 range ± (3%rdg+8dgt) 2000 range ± (3%rdg+8dgt)		
RCD Testing		
Rated Voltage 230V AC ± 10% @ 50Hz		
Trip Current Settings		
RCD x 1/2 : 5,15,50,150,250mA	RCD x 1 : 10,30,100,300,500mA	
RCD fast : 150mA		
Trip Current Duration RCD x 1/2 x 1 : 2000ms		RCD fast : 40ms
Accuracy		
Trip Current ± 3% of test current at 230V		
Trip time ± (3%rdg+3dgt)		
General Specifications		
Safety Standard IEC 61010-1 CAT. 300V		
Pollution degree 2		
Withstand Voltage 3700V AC for one minute		
Power Source 8 x 1.5V R6P		
Dimensions 175(L) x 115(W) x 86(D)mm		
Weight 780g approx including batteries		

6011A Discontinued Product

Continuity Testing		
Measuring Ranges		
20/200/2000 Autoranging		
Open Circuit Voltage > 6V		
Short Circuit Current > 200mA DC		
Accuracy ± (1.5%rdg+3dgt)		
Insulation Testing		
Measuring Ranges		
20/200M Autoranging		
Test Voltages 250V,500V and 1000V DC		
Output Voltage on Open Circuit 250V+40%-0% 500V+30%-0% 1000V+20%-0%		
Rated Current > 1mA		
Accuracy ± (1.5%rdg+3dgt)		
Loop Impedance Testing		
Rated Voltage 230V AC ± 10% 15% @ 50Hz		
Voltage Measuring Range 100-250V AC @ 50Hz		
Impedance Ranges 20/200/2000		
Nominal Test Current		
3A(20 range),15mA(200 range),15mA(2000 range)		
Accuracy		
20 range ± (3%rdg+4dgt) 200 range ± (3%rdg+8dgt)		
2000 range ± (3%rdg+4dgt)		
PSC Testing		
Rated Voltage 230V AC + 10% 15% @ 50Hz		
PSC Ranges 200A,2000A and 20kA		
Accuracy		
PSC accuracy derived from measured loop impedance specification and measured voltage specification		
RCD Testing		
Rated Voltage 230V AC + 10% 15% @ 50Hz		
Trip Current Settings		
RCD x 1/2 : 10,30,100,300,500,1000mA	RCD x 1 : 10,30,100,300,500,1000mA	
RCD x 5 : 10,30,100,300mA		
(on x 5 range max current 1A)		
Trip Current Duration RCD x 1/2 x 1 : 2000ms,		RCD fast : 50ms
Accuracy		
Trip current + 10%-0% of test current at 230V		Trip time ± (1%rdg+3dgt)
General Specifications		
Safety Standard IEC 61010-1 CAT. 300V		
Pollution degree 2		
Withstand Voltage 3700V AC for one minute		
Power Source 8 x 1.5V R6P		
Dimensions 130(L) x 183(W) x 100(D)mm		
Weight 1000g approx including batteries		

6015 Discontinued Product

Continuity Testing		
Measuring Ranges		
20/200/2000 Autoranging		
Open Circuit Voltage > 6V		
Short Circuit Current > 200mA DC		
Accuracy ± (1.5%rdg+3dgt)		
Insulation Testing		
Measuring Ranges		
20/200/2000M Autoranging		
Test Voltages 250V,500V and 1000V DC		
Output Voltage on Open Circuit 250V+20%-0% 500V+20%-0% 1000V+20%-0%		
Rated Current > 1mA		
Accuracy ± (1.5%rdg+3dgt)		
Loop Impedance Testing		
Rated Voltage:230VAC ± 10% @ 50Hz		
Voltage Measuring Range 100-250V AC @ 50Hz		
Impedance Range 20/200/2000		
Nominal Test Current		
25A(20 range) 1.2A(200 range) 1.2A(2000 range)		
Test Period 1/2 cycle(10ms)		
Base Accuracy		
20 range ± (3%rdg+5dgt)		
PSC Testing		
Rated Voltage 230VAC ± 10% @ 50Hz		
PSC Range 2000A and 20kA		
Accuracy		
PSC accuracy derived from measured loop impedance specification and measured voltage specification		
RCD Testing		
Rated Voltage 230VAC ± 10% @ 50Hz		
Trip Current Settings		
RCD x 1/2 : 10,30,100,300,500mA	RCD x 1 : 10,30,100,300,500mA	
RCD x 5 : 10,30,100,300,500mA		
Trip Current Duration RCD x 1/2 x 1 : 2000ms		RCD x 5 : 200ms fast trip 50ms
Accuracy		
Trip current + 10%-0% of test current at 230V		Trip time ± (2%rdg+3dgt)
Fault Current		
Rated Voltage 230V AC ± 10% @ 50Hz		
Fault Current Ranges 2000A and 20kA		
Nominal Test Current 1.2A (2000A) 25A (20kA)		
Fault Current Accuracy		
Fault Current accuracy derived from measured loop impedance specification and measured voltage specification		
Earth Resistance		
Ranges 20 200 2000		
Output Voltage 70V peak to peak square wave		
Frequency 720Hz ± 5%		
Accuracy		
20 (± 2%rdg+5dgt) 200/2000 (± 2%rdg+3dgt)		
General Specifications		
Safety Standard IEC 61010-1 CAT. 300V		
Pollution degree 2		
Withstand Voltage 3700V AC for one minute		
Power Source 8 x 1.5V R6 or LR6		
Dimensions 105(L) x 210(W) x 240(D)mm		
Weight 1924g approx including batteries		

CE CE Marking: signifies conformance to EMC directive (89/336/EEC, 92/31/EEC, 93/68/EEC) and Low Voltage directive (73/23/EEC, 93/68/EEC)

8205 KEW Demonstration Kit



KEW Demonstration Kit is also available from Kyoritsu to help customers with sales promotion and user training. This single unit can be used to give a demonstration of how to use the Insulation/Continuity, Loop and RCD(ELCB) testers. For more details contact the overseas sales department of KYORITSU.

⚠ Safety Warnings
Please read the " Safety Warnings " in the instruction manual supplied with the instrument thoroughly and completely for correct use. Failure to follow the safety rules can cause fire, trouble, electrical shock, etc. Therefore, make sure to operate the instrument on a correct power supply and voltage rating marked on each instrument.

The contents of this catalogue may be subject to change without notice.

DISTRIBUTOR



KYORITSU ELECTRICAL INSTRUMENTS WORKS, LTD.
No.5-20 Nakane 2-chome, Meguro-ku, Tokyo, 152-0031 Japan
Phone: 81-3-3723-0131 Fax: 81-3-3723-0152
URL: <http://www.kew-ltd.co.jp>
E-Mail: info@kew-ltd.co.jp
® Factories: Uwajima & Ehime

03.01F PRINTED IN JAPAN

Quality and reliability is our tradition.



KYORITSU

KEW Multifunction Tester



Provide Basic, Medium & Sophisticated MFT series. Fully meet with the needs of convenient and fast installation works. World top-ranking MFT's with the latest standards and regulations.

KYORITSU ELECTRICAL INSTRUMENTS WORKS, LTD.

Digital Multifunction Tester



6050
3 in 1

6010A
4 in 1

6011A
5 in 1

6015
10 in 1

6050

KEW COMBITESTER MODEL 6050 is New Low Cost 3 in 1 MFT with Memory and Download Results to PC!

Features

Kew CombiTester provides the ultimate in Microprocessor technology offering Loop and RCD tests with a comprehensive memory and downloading test results. LOOP Impedance 200/2000 Ohm range measurement is carried out using a test current of 15mA. This current will not trip RCD's rated at 30mA or greater. High resolution for low Loop Impedance (resolution of 0.01 Ohm) on 20 ohm range. Direct reading of Prospective Short Circuit Current (PSC) and earth fault current. RCD tests at 0 and 180 degree phase angle switch permits quick tests and consistent readings. Test of a large kind of RCD's. Standard, Selective, AC and A (DC sensitive breakers). Constant current source circuitry ensures that a fluctuating mains voltage does not affect the accuracy of readings. RCD Ramp test in order to indicate the actual tripping current of RCD. Contact Voltage Reading (UC) with two selectable contact voltage limits (50 and 25v). Visual indication of correct wiring status and automatic lock-out if test resistors overheats. Designed to IEC 61010-1, IEC61557 and high protection degree IP54.

Accessories
Moulded plug test leads(1 set) for Loop and RCD testing at socket
Pouch for Test Leads
Shoulder Strap
Battery 8 x 1.5V R6P
Instruction Manual
Optional Accessories
7121 Distribution board test leads(1 set)
8212 Data Communication Adapter (including Software " Kew Report ")

3 IN 1

- Loop Impedance Tester
- RCD Tester
- PSC Tester



CE IEC 61010-1 CAT. 300V

Accessories

Moulded plug test leads



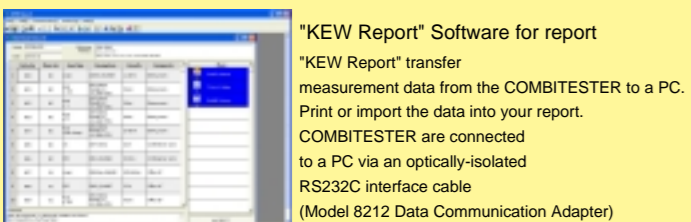
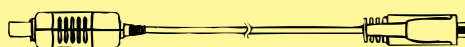
Model 7123(AU)Australian plug
Model 7124(UK)British plug(13A)
Model 7125(EU)European SHUKO plug
Model 7126(SA)South African plug

Optional Accessory

Model 7121(Distribution board test leads)



Model 8212 Data Communication Adapter



6010A

The Model 6010A is an advanced multifunction tester that can perform all the testing required by IEC 364-6-61 with a single instrument. It can be used to test insulation resistance, continuity, loop impedance and RCDs(ELCBs), four major test requirement in the electrical testing industry. This four-in-one instrument eliminates the need to carry individual single function testers. Model 6010A is designed to IEC61010-1 and available with CE marking for EMC compliance.

Features

Continuity and Insulation Testing

Live circuit warning LED: Immediate illumination of a warning lamp if the circuit under test is live
Auto Discharge: Allows fast and safe discharge of electrical energy stored in capacitive circuits following testing
Integral overload protection on internal continuity and insulation test circuitry
Autoranging
500V DC test voltage for insulation tests
200 mA short circuit current on continuity ranges

Loop and RCD Testing

Wiring connection check LED's: Immediate indication if wiring of circuit under test is correct
Overheat Protection: Rapid detection of overheating of internal circuitry, display of warning signal to user and automatic halting of measurement
Supply Voltage Indication: Can display supply voltage value in loop impedance mode
Low Current Loop Impedance Test: Short duration low test current will prevent tripping of many passive RCDs
Auto Data Hold: Retains displayed reading for set period following test
Phase Angle Selection: Selection of test current from +ve or -ve half cycle of waveform can prevent tripping of polarised type RCDs



CE IEC 61010-1 CAT. 300V

Accessories

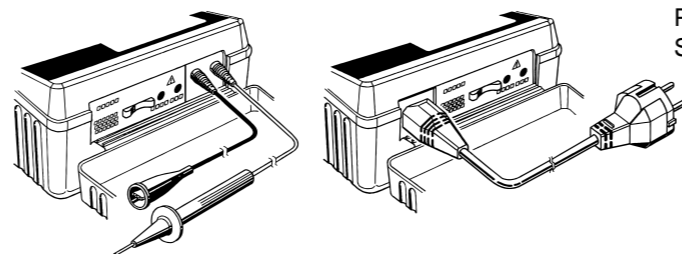
KAMP10 Moulded plug test leads(1 set) for Loop and RCD testing at sockets
7025 Lead for insulation and continuity testing
Pouch for Test Leads
Shoulder Strap, Shoulder Pad
Battery 8 x 1.5V R6P
Instruction Manual

Optional Accessories

OMA DIEC Distribution board or lighting circuit test leads(1 set) for LOOP and RCD testing

Accessories

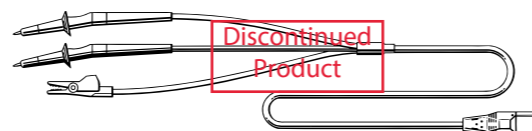
Continuity and Insulation Testing LOOP and RCD Testing



Model 7025 (Test Leads)

KAMP10 (Test Leads with IEC Connector)

Optional Accessory



OMA DIEC (Model 7133)

4 IN 1

- Continuity Tester
- Insulation Tester
- Loop Impedance Tester
- RCD Tester

6011A

The Model 6011A can perform FIVE separate test functions; insulation, continuity, earth loop impedance, prospective short circuit current and RCD trip testing in full compliance with IEC61557.

It features a triple voltage insulation test at 250V,500V and 1000V and can measure mains voltage when operating in the loop impedance and RCD testing functions. Additional features include a phase angle selector switch for RCD testing, a polarity switch for switching polarity during continuity and insulation tests and a continuity null to facilitate automatic subtraction of test lead resistance from continuity measurements.

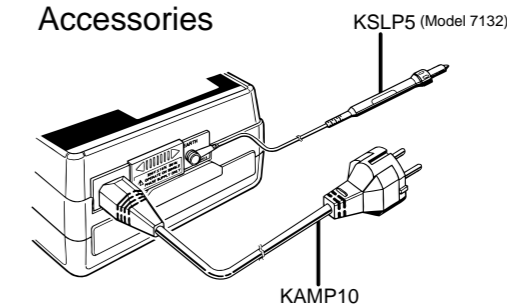
Features

Live circuit and wiring connection check LED's
Triple range insulation tests at 250,500 and 1000V
Triple range loop and PSC tests 15mA tests current at 200 /2000 range (No RCD Trip)
Phase angle selection on RCD range
Polarity switch for continuity tests
Auto-null facility for continuity tests
DC test for DC sensitive RCDs
Earth probe for loop impedance testing on extraneous metalwork



CE IEC 61010-1 CAT. 300V


Accessories



Model 7122 Test Leads



Optional Accessory



OMA DIEC (Model 7133)

5 IN 1

- Continuity Tester
- Insulation Tester
- Loop Impedance Tester
- RCD Tester
- PSC Tester