



CENTER 300

- TIMER Function
- Auto Power Off
- RS-232 Interface
- REL Function
- HOLD Function
- MAX AVG MIN Function
- Resolution 0.1°C 0.1°F
- Low Battery Indication

K TYPE



CENTER 301

- Dual Input
- Dual Display
- Auto Power Off
- RS-232 Interface
- REL Function
- HOLD Function
- MAX AVG MIN Function
- Resolution 0.1°C 0.1°F
- Low Battery Indication

K TYPE



CENTER 305

- Triple Display
- Auto Power Off
- RS-232 Interface
- 16,000 Records Data logger
- With Window Software
- REL Function
- TIME Function
- MAX MIN Function
- Resolution 0.1°C 0.1°F
- Low Battery Indication

Data Logger



CENTER 306

- Dual Input
- Triple Display
- Time Function
- RS-232 Interface
- With Window Software
- 16,000 Records Data logger
- Auto Power Off
- REL Function
- MAX MIN Function
- Resolution 0.1°C 0.1°F
- Low Battery Indication


Data Logger



CENTER 302

- TIMER Function
- K,J Type Thermocouple
- Auto Power Off
- RS-232 Interface
- REL Function
- HOLD Function
- MAX AVG MIN Function
- Resolution 0.1°C 0.1°F
- Low Battery Indication

K.J TYPE



CENTER 303

- Dual Input
- Dual Display
- K,J Type Thermocouple
- Auto Power Off
- RS-232 Interface
- REL Function
- HOLD Function
- MAX AVG MIN Function
- Resolution 0.1°C 0.1°F
- Low Battery Indication

K.J TYPE

FEATURES

Model	CENTER 300	CENTER 301	CENTER 302	CENTER 303	CENTER 305	CENTER 306
Input Channel	Single	Dual	Single	Dual	Single	Dual
K Type Sensor	•	•	•	•	•	•
J Type Sensor			•	•		
RS-232 Interface	•	•	•	•	•	•
Data Logger				•		•
REL Function	•	•	•	•	•	•
TIME Function				•		•
TIMER Function	•		•			
HOLD Function	•	•	•	•	•	•
MAX/MIN Function	•	•	•	•	•	•
Auto Power Off	•	•	•	•	•	•

SPECIFICATIONS

Range: K Type -200 ~ 1370°C (-200 ~ 2498°F)	•	•	•	•	•	•
Range: J Type -200 ~ 760°C (-200 ~ 1400°F)			•	•		
Accuracy	± 0.3% + 1°C ± 0.3% + 2°F	± 0.3% + 1°C ± 0.3% + 2°F	± 0.1% + 0.7°C ± 0.1% + 1.4°F	± 0.1% + 0.7°C ± 0.1% + 1.4°F	± 0.2% + 1°C ± 0.2% + 2°F	± 0.2% + 1°C ± 0.2% + 2°F
Resolution	0.1°C / 0.1°F					

GENERAL

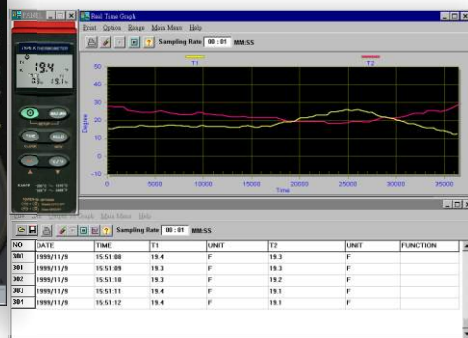
Input Protection	60V DC or 24Vrms Maximum
Operation Temp.	0°C ~ 50°C
Storage Temp.	-20°C ~ 60°C
Battery	9V, NEDA 1604, IEC 6F22, JIS 006P
Dimensions	184(L) x 64(W) x 30(H)mm
Weight	Approx. 210g

RS-232 Software for Windows 95/98 NT4.0

Main Control Window



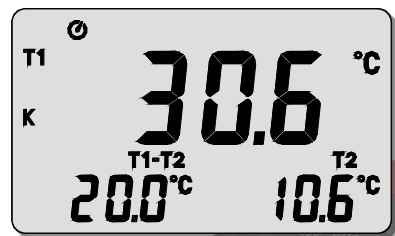
Real Time Graphic Window



Data List Window

NO	DATE	TIME	T1	T2	DIFF
1	1999/11/20	12:45:10	30.6	20.0	10.6
2	1999/11/20	12:45:20	30.5	20.0	10.5
3	1999/11/20	12:45:30	30.4	20.0	10.4
4	1999/11/20	12:45:40	30.3	20.0	10.3
5	1999/11/20	12:45:50	30.2	20.0	10.2

Triple Display



Option Accessories



Accessories

Model	CENTER 300	CENTER 301	CENTER 302	CENTER 303	CENTER 305	CENTER 306
Battery	•	•	•	•	•	•
Manual	•	•	•	•	•	•
Carrying case	•	•	•	•	•	•
K Type bead sensor	TP-K01x 1	TP-K01x 2	TP-K01x 1	TP-K01x 2	TP-K01x 1	TP-K01x 2
RS-232 Cable	Option	Option	Option	Option	•	•
Software	Option	Option	Option	Option	•	•



CENTER TECHNOLOGY CORP.

4/F., NO.415, Jung-Jeng Rd., 238 Shu-Lin, Taipei, Taiwan
 TEL: 886-2-26763926 E-Mail: center@centertek.com
 FAX: 886-2-26763925 http://www.centertek.com

Distributed by:

